

D+T: Design and Make a Musical Instrument

Year 4: Spring 2

Lesson 1: Wednesday 24th February 2021



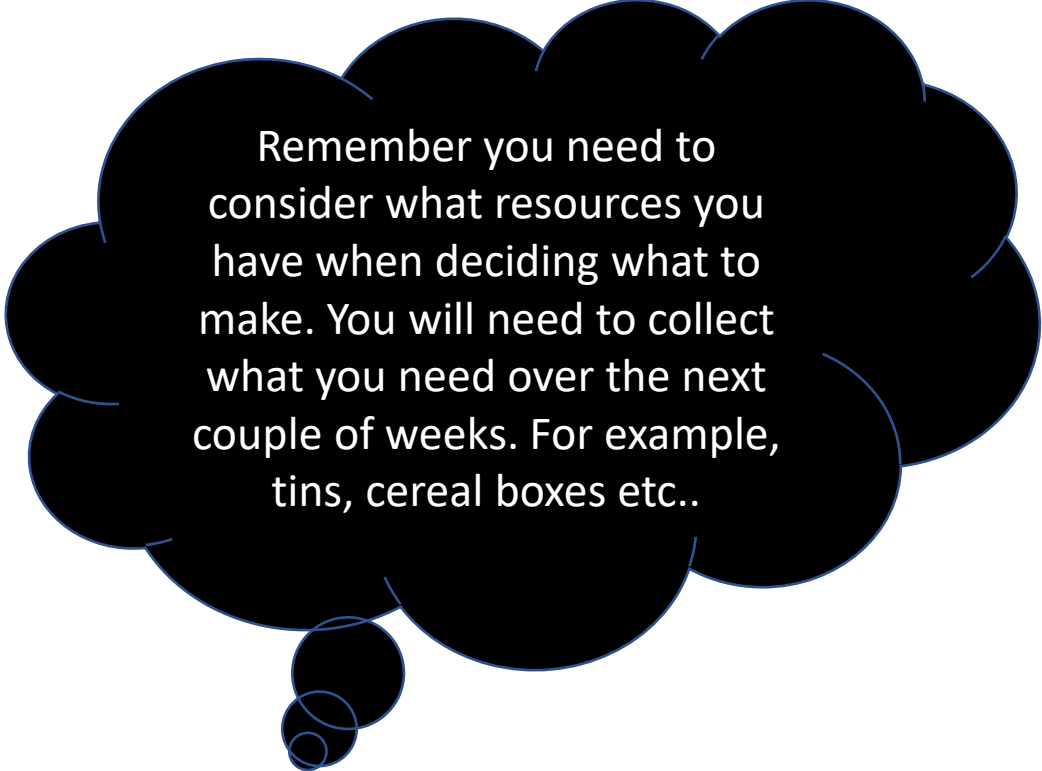
Important:

This half-term we are going to design and make musical instruments as part of our Design and Technology project.

This links well with our English topic this week and our science topic on sound for this half-term. It's important you access all three subjects as you will be getting the information you need from them all to help you with the tasks.




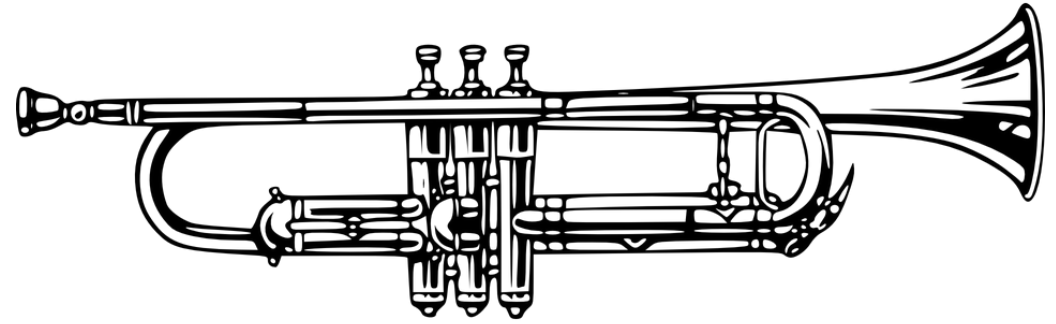
Today you are going to explore different instruments to help you decide what type of instrument you would like to make.



Remember you need to consider what resources you have when deciding what to make. You will need to collect what you need over the next couple of weeks. For example, tins, cereal boxes etc..

Definition:

A musical instrument is something that
has been made with the purpose of
making music



Musical Instruments have been around a long time!

ANCIENT MUSICAL INSTRUMENTS

- All types of musical instruments are mentioned in ancient sources, such as Egyptian inscriptions and the Bible, and probably go back further than recorded history.



- The human body, making both vocal and percussive sounds, may have been the first instrument.
- Ancient man used percussion instruments such as stones and hollow logs.
- Thirty-thousand-year-old bone flutes or recorders have been found in archaeological sites.



Blind singer
Cretan geometric bronze figurine
Malibu

- Instruments are often divided by the way in which they make sound:
- Brass Instruments
- String Instruments
- Wind instruments
- Percussion instruments



Watch these videos again to refresh your memory on how each group makes its sound.

How do string instruments make a sound?

<https://www.youtube.com/watch?v=x0CgaNjXO4U>

How do brass instruments make a sound?

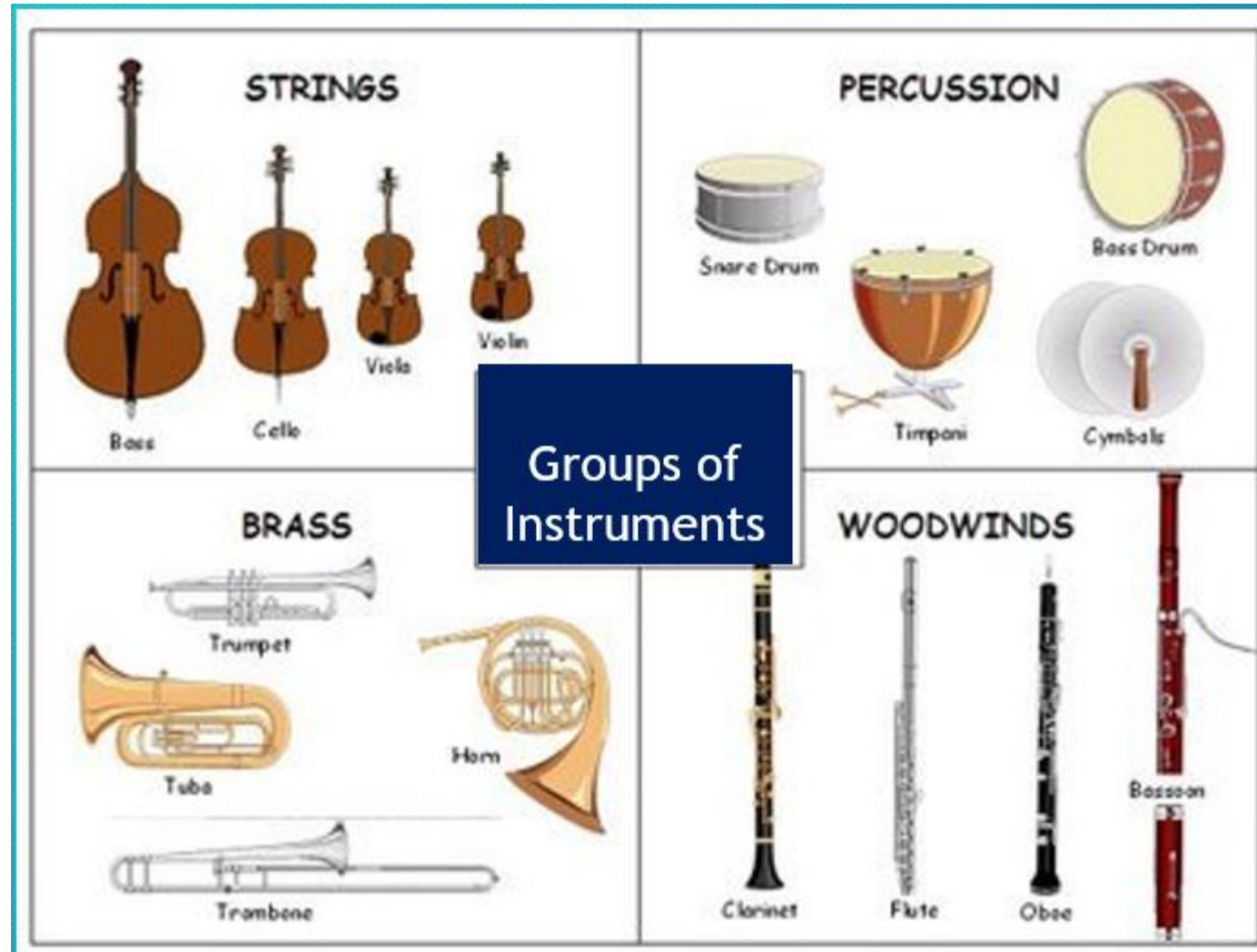
<https://www.youtube.com/watch?v=9Dp2n-MouKU>

How do percussion instruments make a sound?

<https://www.youtube.com/watch?v=1a1cCvGiUww>

How do woodwind instruments make a sound?

<https://www.youtube.com/watch?v=SkGRzkMgogo>



BRASS INSTRUMENTS

- In brass instruments the vibrating lips of a person makes the air columns vibrate.
- They include French horns, trombones, trumpets, and flutes



- String instruments make a sound when the string is plucked, strummed, slapped, etc.
- The tone of the sound changes with the resonating cavity



WIND INSTRUMENTS

- Wind instruments have a flat, thin, wooden piece called a reed attached to the mouth piece.
- The reed vibrates when someone blows into it, and makes the air columns inside the clarinet vibrate.
- Two wind instruments are the saxophone, and the clarinet.



PERCUSSION INSTRUMENTS

- Percussion instruments create sound when struck.
- The shape and material of the part of the instrument to be struck determine the sound of the instrument.



Task 1:


If you have any instruments at home, investigate them:

- **See how they are made**
- **What sort of sounds they make**
- **Make drawings of them**
- **Decide whether they are brass, string, wind or percussion instruments**



Task 2: Make a front cover for your D+T booklet.

You can design this on a computer if you want to, as long as you can print it off.



Include the following information:

- Subject – **Design and Technology**
- The Topic – **Designing and Making a Musical Instrument**
- **Spring Term 2- Year 4**
- **Your name**

Decorate your front cover with drawings or pictures.

Task 3:

Over the next week, think about and decide what sort of instrument you would like to make. You may want to research homemade instruments online to give you some inspiration.

Good Luck Year 4!

